



Round 2 : March 18 - 20 Queensland Raceway



ASBK.COM.AU f t i y

HORSELL SIDECARS

Race 1

Date: 19/03/22
Event: R01
Weather: Partly cloudy - Temp: 28.0C
Track: Dry - Temp: 44.3C

Started at: 11:49:07
Laps: 6
Starters: 10
Printed at: 12:06

PROVISIONAL CLASSIFICATION

Pos	No	Name	Machine	Laps	Race Time	Behind Leader	Behind Prev	Fastest Lap	On Lap	Top Speed
1	17	Phillip UNDERWOOD / Tristan VERCOE (QLD) / Firefox Training	Suzuki LCR 1000	6	8:12.803			1:18.552	6	217
2	27	Howard FORD / Corey BLACKMAN (NSW)	Suzuki RHR 1000	6	8:21.043	8.240	8.240	1:21.571	2	211
3	6	Des HARVEY / Stephen MARSHALL (WA) / City's Panel & Truck Repairs / Swan Towing / Chain Reaction M-c / Aceman	Kawasaki RHR 1000	6	8:21.719	8.916	.676	1:21.339	6	213
4	102	Jamie TURNER / Shelby TURNER (QLD) / Century Pools	Suzuki LCR 1000	6	8:22.225	9.422	.506	1:21.406	6	212
5	1	Patrick CLANCY / Amanda WILLIAMS (VIC) / DeWith Motorsports / Golden Age Homes / J&C Contracting / Pagid Brakes	Suzuki LCR 600	6	8:28.115	15.312	5.890	1:22.639	4	203
6	52	Neil TURNER / Danyon TURNER (QLD) / Buddhas M-cycle Spray Painting	Suzuki LCR 1000	6	8:29.861	17.058	1.746	1:21.232	2	218
7	15	Jeff BROWN / Paris HALSEY (NSW) / APW Motorcycles / Matty's Spoke Wheels / SDG Moto	Suzuki JBR 1000	6	8:31.641	18.838	1.780	1:23.341	6	207
8	54	Mick ALTON / Chrissie CLANCY (NSW) / J&C Contracting	Suzuki LCR 600	6	8:32.631	19.828	.990	1:23.610	4	203
9	16	Darryl RAYNER / Cathy WARNE (NSW) / Rayner Racing	Honda Shelb 600	6	8:41.291	28.488	8.660	1:24.816	3	196
DNF	7	John COOPER / Diane BOUGHEN (QLD)	Suzuki NSR 1000	2	4:04.615	3 Laps		1:35.569	1	188

Fastest Lap was 1:18.552 by Phillip UNDERWOOD / Tristan VERCOE (QLD)

Current race lap record for SCR class - 1:17.940 by Ray SPENCE / Jon WINDERS on a Elf set on 15/08/99

The results are provisional until the end of the time limit for protests and appeals.

.....
Chief Timekeeper - Scott Laing

.....
Race Director - Tom Williams



www.computime.com.au
COMPUTIME RACE TIMING SYSTEMS PTY LTD





Round 2 : March 18 - 20 Queensland Raceway



ASBK.COM.AU f t i y

HORSELL SIDECARS

Race 1


Date: 19/03/22
Event: R01
Weather: Partly cloudy - Temp: 28.0C
Track: Dry - Temp: 44.3C


Started at: 11:49:07
Laps: 6
Starters: 10
Printed at: 12:06

PROVISIONAL LAP TIMES

No	Name	Lap 1	Lap 2	Lap 3	Lap 4	Lap 5	Lap 6
1	Patrick CLANCY / Amanda WILLIAMS (VIC)	1:30.449	1:23.795	1:23.463	1:22.639	1:23.725	1:24.044
6	Des HARVEY / Stephen MARSHALL (WA)	1:32.114	1:22.855	1:21.974	1:21.740	1:21.697	1:21.339
7	John COOPER / Diane BOUGHEN (QLD)	1:35.569	2:29.046				
15	Jeff BROWN / Paris HALSEY (NSW)	1:32.507	1:24.708	1:23.345	1:23.467	1:24.273	1:23.341
16	Darryl RAYNER / Cathy WARNE (NSW)	1:34.682	1:25.056	1:24.816	1:25.113	1:25.917	1:25.707
17	Phillip UNDERWOOD / Tristan VERCOE (QLD)	1:32.253	1:21.257	1:20.021	1:20.794	1:19.926	1:18.552
27	Howard FORD / Corey BLACKMAN (NSW)	1:28.133	1:21.571	1:22.957	1:22.171	1:21.972	1:24.239
52	Neil TURNER / Danyon TURNER (QLD)	1:26.904	1:21.232	1:23.209	1:22.599	1:32.050	1:23.867
54	Mick ALTON / Chrissie CLANCY (NSW)	1:32.224	1:23.936	1:23.668	1:23.610	1:24.186	1:25.007
102	Jamie TURNER / Shelby TURNER (QLD)	1:30.980	1:22.594	1:22.867	1:22.381	1:21.997	1:21.406

The results are provisional until the end of the time limit for protests and appeals.


Chief Timekeeper - Scott Laing


Race Director - Tom Williams



www.computime.com.au
COMPUTIME RACE TIMING SYSTEMS PTY LTD





Round 2 : March 18 - 20 Queensland Raceway



HORSELL SIDECARS

Race 1

Date: 19/03/22
Event: R01
Weather: Partly cloudy - Temp: 28.0C
Track: Dry - Temp: 44.3C

Started at: 11:49:07
Laps: 6
Starters: 10
Printed at: 12:06

PROVISIONAL SPLIT TIMES

Lap	Split 1	Split 2	Split 3	Lap Time	Spd	Lap	Split 1	Split 2	Split 3	Lap Time	Spd
1 Patrick CLANCY / Amanda WILLIAMS (VIC) (5th)						3	26.978	28.521	24.522	1:20.021	212
1	34.186	29.986	26.277	1:30.449	200	4	26.736	29.445	24.613	1:20.794	216
2	27.740	29.826	26.229	1:23.795	200	5	26.965	28.541	24.420	1:19.926	217
3	27.386	30.125	25.952	1:23.463	194	6	25.753	28.031	24.768	1:18.552	217
4	27.298	29.614	25.727	1:22.639	203						
5	27.477	30.222	26.026	1:23.725	200	27 Howard FORD / Corey BLACKMAN (NSW) (2nd)					
6	27.752	30.007	26.285	1:24.044	201	1	33.384	29.326	25.423	1:28.133	208
6 Des HARVEY / Stephen MARSHALL (WA) (3rd)						2	27.317	29.243	25.011	1:21.571	191
1	35.213	30.393	26.508	1:32.114	210	3	27.961	29.216	25.780	1:22.957	201
2	27.096	29.901	25.858	1:22.855	189	4	27.395	30.110	24.666	1:22.171	211
3	26.470	29.703	25.801	1:21.974	196	5	27.322	29.070	25.580	1:21.972	198
4	26.847	29.777	25.116	1:21.740	202	6	28.275	30.203	25.761	1:24.239	204
5	26.271	28.709	26.717	1:21.697	213	52 Neil TURNER / Danyon TURNER (QLD) (6th)					
6	26.760	29.304	25.275	1:21.339	200	1	32.359	29.342	25.203	1:26.904	218
7 John COOPER / Diane BOUGHEN (QLD) (DNF)						2	27.183	29.134	24.915	1:21.232	203
1	35.315	31.970	28.284	1:35.569	186	3	27.710	30.298	25.201	1:23.209	193
2	29.777	1:30.253	29.016	2:29.046	188	4	27.749	29.835	25.015	1:22.599	197
15 Jeff BROWN / Paris HALSEY (NSW) (7th)						5	26.947	29.127	35.976	1:32.050	204
1	34.721	31.099	26.687	1:32.507	195	6	28.791	29.993	25.083	1:23.867	186
2	28.890	29.767	26.051	1:24.708	202	54 Mick ALTON / Chrissie CLANCY (NSW) (8th)					
3	28.400	29.389	25.556	1:23.345	205	1	34.313	31.010	26.901	1:32.224	197
4	28.152	29.811	25.504	1:23.467	207	2	27.971	29.915	26.050	1:23.936	203
5	28.179	29.783	26.311	1:24.273	185	3	27.565	29.918	26.185	1:23.668	201
6	28.881	29.114	25.346	1:23.341	207	4	27.553	29.900	26.157	1:23.610	201
16 Darryl RAYNER / Cathy WARNE (NSW) (9th)						5	27.422	30.122	26.642	1:24.186	203
1	36.409	31.146	27.127	1:34.682	189	6	27.964	30.354	26.689	1:25.007	202
2	28.380	29.816	26.860	1:25.056	195	102 Jamie TURNER / Shelby TURNER (QLD) (4th)					
3	28.643	30.031	26.142	1:24.816	191	1	35.211	29.865	25.904	1:30.980	212
4	28.573	30.232	26.308	1:25.113	191	2	27.260	29.532	25.802	1:22.594	209
5	28.492	30.207	27.218	1:25.917	196	3	26.777	30.108	25.982	1:22.867	207
6	28.463	30.134	27.110	1:25.707	195	4	27.229	29.629	25.523	1:22.381	208
17 Phillip UNDERWOOD / Tristan VERCOE (QLD) (1st)						5	27.198	28.926	25.873	1:21.997	207
1	37.464	28.906	25.883	1:32.253	211	6	27.407	28.850	25.149	1:21.406	208
2	26.998	29.107	25.152	1:21.257	215						

The results are provisional until the end of the time limit for protests and appeals.


Chief Timekeeper - Scott Laing


Race Director - Tom Williams





Round 2 : March 18 - 20 Queensland Raceway



ASBK.COM.AU f t i y

HORSELL SIDECARS

Race 1

Date: 19/03/22
Event: R01
Weather: Partly cloudy - Temp: 28.0C
Track: Dry - Temp: 44.3C


Started at: 11:49:07
Laps: 6
Starters: 10
Printed at: 12:06

PROVISIONAL FASTEST LAPS SEQUENCE

Lap	Race Pos	No	Name	Machine	Fastest Lap	On Lap
1	1	52	Neil TURNER / Danyon TURNER (QLD)	Suzuki LCR 1000	1:26.904	1
2	1	52	Neil TURNER / Danyon TURNER (QLD)	Suzuki LCR 1000	1:21.232	2
3	3	17	Phillip UNDERWOOD / Tristan VERCOE (QLD)	Suzuki LCR 1000	1:20.021	3
5	1	17	Phillip UNDERWOOD / Tristan VERCOE (QLD)	Suzuki LCR 1000	1:19.926	5
6	1	17	Phillip UNDERWOOD / Tristan VERCOE (QLD)	Suzuki LCR 1000	1:18.552	6

The results are provisional until the end of the time limit for protests and appeals.


Chief Timekeeper - Scott Laing


Race Director - Tom Williams



www.computime.com.au
COMPUTIME RACE TIMING SYSTEMS PTY LTD





Round 2 : March 18 - 20 Queensland Raceway



ASBK.COM.AU f t i y

HORSELL SIDECARS

Race 1

Date: 19/03/22
Event: R01
Weather: Partly cloudy - Temp: 28.0C
Track: Dry - Temp: 44.3C

Started at: 11:49:07
Laps: 6
Starters: 10
Printed at: 12:06

PROVISIONAL LAP SHEET

No	Lap Time	Gap	No	Lap Time	Gap	No	Lap Time	Gap
Lap 1			54	1:23.668	8.483	52	1:23.867	17.058
52	1:26.904		15	1:23.345	9.215	15	1:23.341	18.838
27	1:28.133	1.229	16	1:24.816	13.209	54	1:25.007	19.828
1	1:30.449	3.545	Lap 4			16	1:25.707	28.488
102	1:30.980	4.076	52	1:22.599				
6	1:32.114	5.210	17	1:20.794	.381			
54	1:32.224	5.320	27	1:22.171	.888			
17	1:32.253	5.349	6	1:21.740	4.739			
15	1:32.507	5.603	102	1:22.381	4.878			
16	1:34.682	7.778	1	1:22.639	6.402			
7	1:35.569	8.665	54	1:23.610	9.494			
Lap 2			15	1:23.467	10.083			
52	1:21.232		16	1:25.113	15.723			
27	1:21.571	1.568	Lap 5					
17	1:21.257	5.374	17	1:19.926				
102	1:22.594	5.438	27	1:21.972	2.553			
1	1:23.795	6.108	6	1:21.697	6.129			
6	1:22.855	6.833	102	1:21.997	6.568			
54	1:23.936	8.024	1	1:23.725	9.820			
15	1:24.708	9.079	52	1:32.050	11.743			
16	1:25.056	11.602	54	1:24.186	13.373			
7	2:29.046	1:16.47	15	1:24.273	14.049			
Lap 3			16	1:25.917	21.333			
52	1:23.209		Lap 6					
27	1:22.957	1.316	17	1:18.552				
17	1:20.021	2.186	27	1:24.239	8.240			
102	1:22.867	5.096	6	1:21.339	8.916			
6	1:21.974	5.598	102	1:21.406	9.422			
1	1:23.463	6.362	1	1:24.044	15.312			

The results are provisional until the end of the time limit for protests and appeals.

Scott Laing
Chief Timekeeper - Scott Laing

Tom Williams
Race Director - Tom Williams



www.computime.com.au
COMPUTIME RACE TIMING SYSTEMS PTY LTD





Round 2 : March 18 - 20 Queensland Raceway



ASBK.COM.AU f t i y

HORSELL SIDECARS

Race 1

Date: 19/03/22
Event: R01
Weather: Partly cloudy - Temp: 28.0C
Track: Dry - Temp: 44.3C

Started at: 11:49:07
Laps: 6
Starters: 10
Printed at: 12:06

PROVISIONAL LAP CHART

Name	Grid	1	2	3	4	5	6	Name
UNDERWOOD / VERCOE	17	52	52	52	52	17	17	UNDERWOOD / VERCOE
TURNER / TURNER	52	27	27	27	17	27	27	FORD / BLACKMAN
FORD / BLACKMAN	27	1	17	17	27	6	6	HARVEY / MARSHALL
HARVEY / MARSHALL	6	102	102	102	6	102	102	TURNER / TURNER
CLANCY / WILLIAMS	1	6	1	6	102	1	1	CLANCY / WILLIAMS
TURNER / TURNER	102	54	6	1	1	52	52	TURNER / TURNER
BROWN / HALSEY	15	17	54	54	54	54	15	BROWN / HALSEY
ALTON / CLANCY	54	15	15	15	15	15	54	ALTON / CLANCY
RAYNER / WARNE	16	16	16	16	16	16	16	RAYNER / WARNE
COOPER / BOUGHEN	7	7	7					COOPER / BOUGHEN
FORD / WRIGHT	56							FORD / WRIGHT

The results are provisional until the end of the time limit for protests and appeals.

Scott Laing
.....
Chief Timekeeper - Scott Laing

Tom Williams
.....
Race Director - Tom Williams



www.computime.com.au
COMPUTIME RACE TIMING SYSTEMS PTY LTD





Round 2 : March 18 - 20 Queensland Raceway



HORSELL SIDECARS

Race 1

Date: 19/03/22
Event: R01
Weather: Partly cloudy - Temp: 28.0C
Track: Dry - Temp: 44.3C


Started at: 11:49:07
Laps: 6
Starters: 10
Printed at: 12:06

PROVISIONAL BEST PARTIAL TIMES

Pos	Split 1		Split 2		Split 3		LAP		Ideal	Fastest
	Name	Time	Name	Time	Name	Time	Name	Time		
1	UNDERWOOD / VE	25.753	UNDERWOOD / VE	28.031	UNDERWOOD / VE	24.420	UNDERWOOD	1:18.204	1:18.552	
2	HARVEY / MARSHA	26.271	HARVEY / MARSHA	28.709	FORD / BLACKMAN	24.666	HARVEY / MA	1:20.096	1:21.339	
3	TURNER / TURNER	26.777	TURNER / TURNER	28.850	TURNER / TURNER	24.915	TURNER / TU	1:20.776	1:21.406	
4	TURNER / TURNER	26.947	FORD / BLACKMAN	29.070	HARVEY / MARSHA	25.116	TURNER / TU	1:20.989	1:21.232	
5	CLANCY / WILLIAM	27.298	BROWN / HALSEY	29.114	TURNER / TURNER	25.149	FORD / BLAC	1:21.053	1:21.571	
6	FORD / BLACKMAN	27.317	TURNER / TURNER	29.127	BROWN / HALSEY	25.346	BROWN / HAL	1:22.612	1:23.341	
7	ALTON / CLANCY	27.422	CLANCY / WILLIAM	29.614	CLANCY / WILLIAM	25.727	CLANCY / WIL	1:22.639	1:22.639	
8	BROWN / HALSEY	28.152	RAYNER / WARNE	29.816	ALTON / CLANCY	26.050	ALTON / CLA	1:23.372	1:23.610	
9	RAYNER / WARNE	28.380	ALTON / CLANCY	29.900	RAYNER / WARNE	26.142	RAYNER / WA	1:24.338	1:24.816	
10	COOPER / BOUGH	29.777	COOPER / BOUGH	31.970	COOPER / BOUGH	28.284	COOPER / BO	1:30.031	1:35.569	

The results are provisional until the end of the time limit for protests and appeals.


Chief Timekeeper - Scott Laing


Race Director - Tom Williams



www.computime.com.au
COMPUTIME RACE TIMING SYSTEMS PTY LTD





**Round 2 : March 18 - 20
Queensland Raceway**



ASBK.COM.AU f t i y

**AUSTRALIAN SIDECAR CHAMPIONSHIP
PROVISIONAL PROGRESSIVE ROUND POINTS**

AUSTRALIAN SIDECAR CHAMPIONSHIP

Pos	No	Name	Rnd 1 Pole	Rnd 1 Race 1	Total
1	17	P. UNDERWOOD / T. VERCOE	1	25	26
2	27	H. FORD / C. BLACKMAN		20	20
3	6	D. HARVEY / S. MARSHALL		18	18
4	102	J. TURNER / S. TURNER		17	17
5	1	P. CLANCY / A. WILLIAMS		16	16
6	52	N. TURNER / D. TURNER		15	15
7	15	J. BROWN / P. HALSEY		14	14
8	54	M. ALTON / C. CLANCY		13	13
9	16	D. RAYNER / C. WARNE		12	12

Scott Laing

Chief Timekeeper - Scott Laing

Tom Williams

Race Director - Tom Williams



www.computime.com.au
COMPUTIME RACE TIMING SYSTEMS PTY LTD





Round 2 : March 18 - 20 Queensland Raceway



ASBK.COM.AU f t i y

AUSTRALIAN SIDECAR CHAMPIONSHIP PROVISIONAL PROGRESSIVE CHAMPIONSHIP POINTS

AUSTRALIAN SIDECAR CHAMPIONSHIP

Pos	No	Name	Rnd 1 Pole	Rnd 1 Race 1	Total
1	17	P. UNDERWOOD / T. VERCOE	1	25	26
2	27	H. FORD / C. BLACKMAN		20	20
3	6	D. HARVEY / S. MARSHALL		18	18
4	102	J. TURNER / S. TURNER		17	17
5	1	P. CLANCY / A. WILLIAMS		16	16
6	52	N. TURNER / D. TURNER		15	15
7	15	J. BROWN / P. HALSEY		14	14
8	54	M. ALTON / C. CLANCY		13	13
9	16	D. RAYNER / C. WARNE		12	12

Chief Timekeeper - Scott Laing

Race Director - Tom Williams



www.computime.com.au
COMPUTIME RACE TIMING SYSTEMS PTY LTD





Round 2 : March 18 - 20 Queensland Raceway



ASBK.COM.AU f t i y

HORSELL SIDECARS

Race 1


Date: 19/03/22
Event: R01
Weather: Partly cloudy - Temp: 28.0C
Track: Dry - Temp: 44.3C


Started at: 11:49:07
Laps: 6
Starters: 10
Printed at: 12:06

PROVISIONAL RACE INFORMATION

Time	Description
11:45:03	Pit exit open - closes in 1:00
11:46:04	PIT EXIT CLOSED / SIGHTING LAP IN PROGRESS
11:46:13	WARM UP LAP STARTED
11:49:07	Event Start
11:51:00	NO JUMP STARTS
11:51:58	Rider 7 (J. COOPER / D. BOUGHEN) STOPPED TURN 3 - MECHANICAL
11:52:34	Rider 7 (J. COOPER / D. BOUGHEN) STOPPED TURN 3 - MECHANICAL - RESUMING
11:55:31	Rider 7 (J. COOPER / D. BOUGHEN) ENTERED PITS
11:57:20	Chequered Flag
11:59:01	Event Finish

The results are provisional until the end of the time limit for protests and appeals.


Chief Timekeeper - Scott Laing


Race Director - Tom Williams



www.computime.com.au
COMPUTIME RACE TIMING SYSTEMS PTY LTD

